



GD-200

Portable Device
Power Platform



PLUG AND PLAY

Unlock your new mobile product line with easy assembly!



Camera



Communication equipment



Environmental device



Sensor



Surveying instruments



Sign & Display



Radar

DC 12V

RAPID DEPLOYMENT


Fully deployed and ready to power up in just 10 seconds.



One-click release or lock of the legs.



Secure the lamp at any height with the buckle.



Optional ground pegs are available to secure the lighthouse, providing wind and vibration resistance.




EASY OPENING & QUICK INSTALLATION

Engineered for efficient operation and easy portability across diverse working environments.



Detachable Bracket Design

The mounting bracket can be easily attached or removed, providing flexible installation and easy transport.



Dual-latch structure design


Adopts a dual-latch structure for quick opening and locking, making daily use and maintenance easier.



Equipped with a padlock hole to enhance safety and protection.

UNIVERSAL MOUNTING PLATFORM

Multiple mounting holes fit most devices and can be customized.



Left installation



Right installation



Mounted on top




Dual-side installation



maximum
load of **5Kg**

HUMANIZED DESIGN HIDDEN IN THE DETAILS



The rainproof box can hold your control and signal devices.



USB Output

Dual rainproof USB outputs for charging two devices at once, rain or shine.




Phone Stand

Continue working while charging, the hook here can serve as a phone stand.

MULTIPLE POWER SUPPLY INTERFACES AVAILABLE

Compatible with most surveillance and electronic devices on the market.

IR INDOOR CAMERA



IR OUTDOOR CAMERA



PTZ CAMERA



Equipped with multiple adapters, ensuring hassle-free use.



ULTRA-LONG WORKING HOURS

Typical working hours
(D24-100 Battery Packs x1) **3-75** Hours

MAXIMUM
OUTPUT
POWER

40W



STANDARD KIT



1. GD-200 (Portable Device Power Platform) 1pcs

2. MC-1 (Lithium Battery Charge) 1pcs

3. D24-100 (Lithium-ion Battery Pack) 1pcs

Designed for single-person operation

Easy to grip and move,
weight **6.6kg** excluding battery pack.

2.2m

1.1m



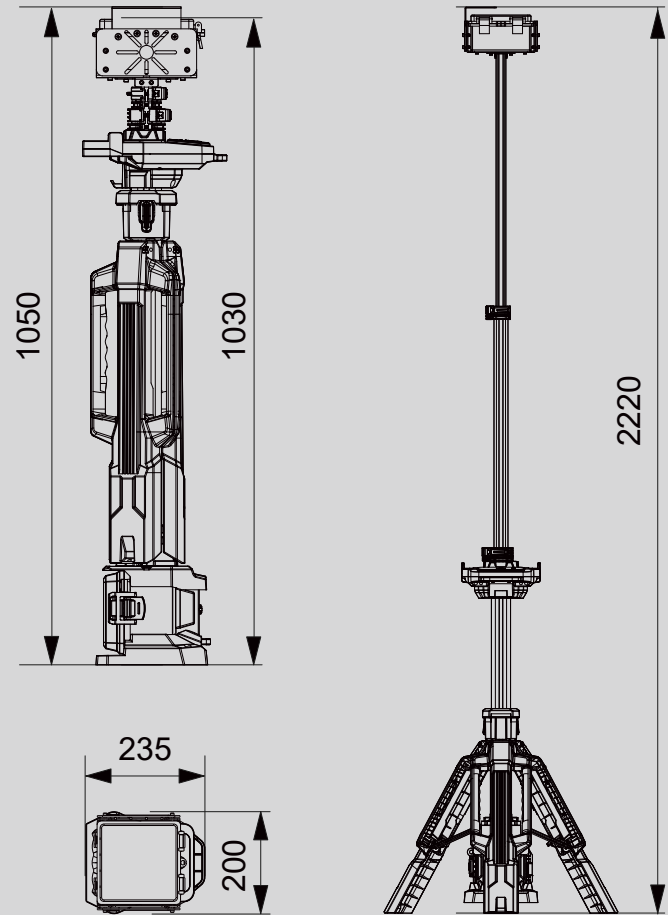
Specifications

GD-200

Height	1.1~2.2m
Weight	6.6KG (Fitting only)
Power Supply	D24 series battery pack / MC-1&MC-2
Input Voltage	DC 24V (D24-100) DC 29.4V (MC-1/MC-2)
Output	12V 3A
Maximum output power	40W
Typical working hours	3h-75h (D24-100 x 1)
Output(USB)	5V 3A
Operating Temp	-10℃~50℃

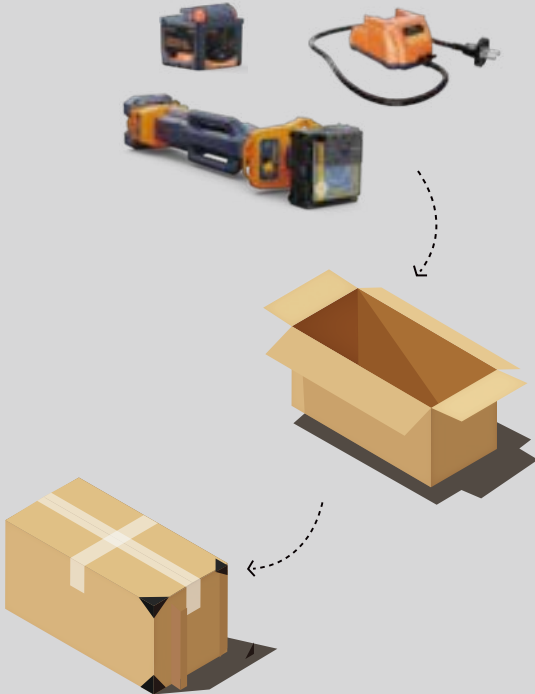


Size (mm)



Package

Model	GD-200(1pcs), MC-1(1pcs), D24-100(1pcs)
Size of Carton	1110*260*310mm
Gross Weight of Carton	11KG
PCS/Carton	1



Power-2Go
Unit C, Buckshaw Link
Ordnance Road, Chorley, Lancashire PR7 7EL
info@power-2go.com | www.power-2go.com