



TL-200

Deployable portable lighting in one bespoke robust package.

Portable
Tripod
Light



LIGHTER, BRIGHTER, FASTER DEPLOYMENT

Unfolding or folding the TL-200 takes just two steps, in under 10 seconds.

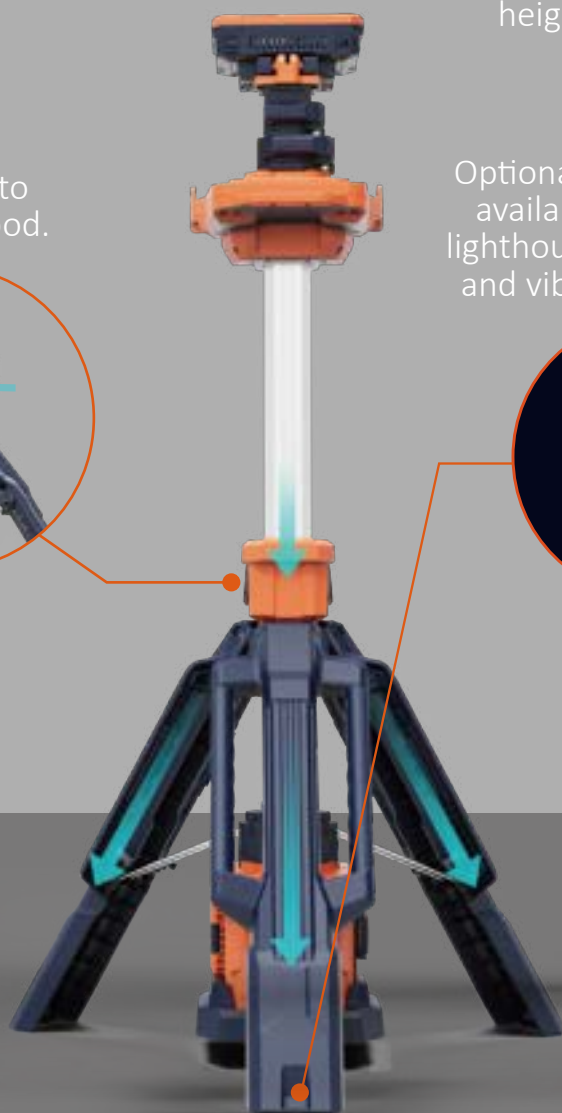



Secure the lamp at any height with the buckle.



One keys to release tripod.



Optional ground pegs are available to secure the lighthouse, providing wind and vibration resistance.



HUMANIZED DESIGN HIDDEN IN THE DETAILS



Ultra-long Endurance

Standard Mode Up To **8+** Hours
(D24-100 & Dual-head Version)

2 type of battery packs with different capacities have same contact slot.



D24-54

Typical working hours 22 hours on
TL-200 Eco mode.



D24-100

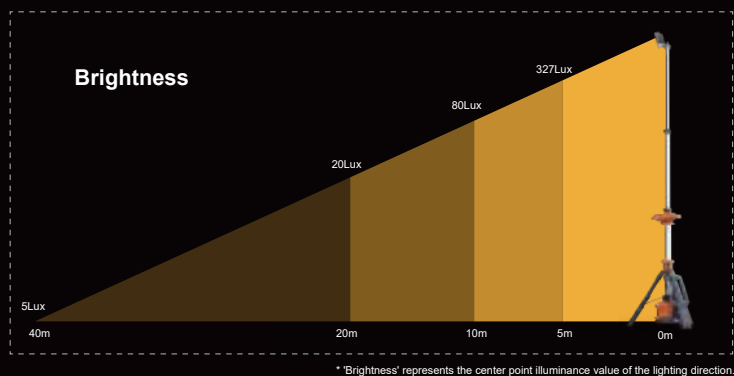
Doubled typical working hours to
45 hours.

Two Options Available Single Head Or Brighter Dual-head Version



▪ Dual-head

AC	0-11,000LM Stepless Dimmable	
Battery (4 Mode)	Turbo	5,000LM
	Standard	3,000LM
	Balanced	1,800LM
	Eco	500LM



▪ Single Head

Battery (4 Mode)	Turbo	3,000LM
	Standard	2,000LM
	Balanced	1,200LM
	Eco	350LM

AC Powered

Up To **11,000** LM

Battery-powered

Up To **5,000** LM





Construction



Maintenance



Infrastructure



Camping



Railway



Mining



Emergency



Sport

One person operation

Less than 6Kg exclude battery.



1.0m



2.3m



Specifications

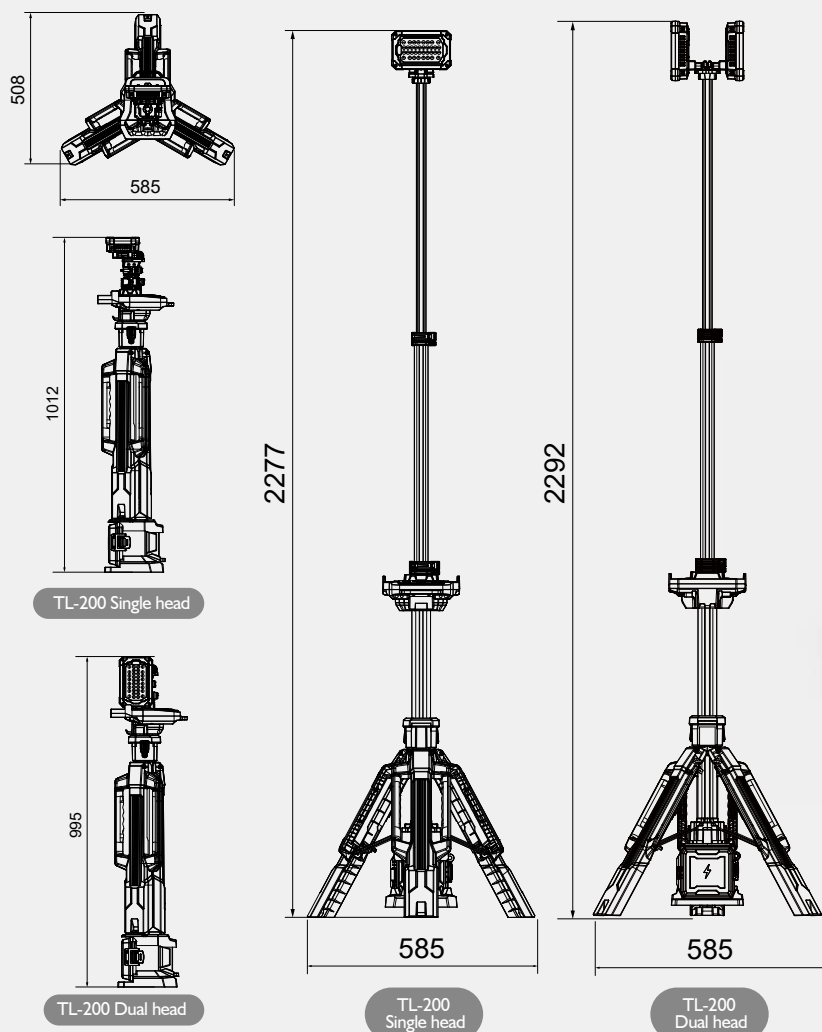
TL-200 Dual head

Hight	1m~2.3m
Weight	6.3Kg (Fitting only)
Power Supply	D24 series battery pack / AC 100-277V
Lumens	0 - 12,000Lm
Run Times	>8 hours (Standard mode, D24-100)
IP Grade	IP66
Output(USB)	5V 2A (2 Dock)

TL-200 Single head

Hight	1m~2.3m
Weight	5.9Kg (Fitting only)
Power Supply	D24 series battery pack
Lumens	0 - 4,000Lm
Run Times	>8 hours (Standard mode, D24-100)
IP Grade	IP66
Output(USB)	5V 2A (2 Dock)

Size (mm)



Package

Model	TL-200 Single head	TL-200 Dual head
Size of Carton	109x26x33cm	109x26x33cm
Gross Weight of Carton	7.5KG±5%	8.0KG±5%
PCS/Carton	1	1

